


Read & Draw

Featuring *Swimmy* by Leo Lionni

Read it: Other titles available in print and/or online through the Gaston County Public Library:

I'm the Biggest Thing in the Ocean by Kevin Sherry
Swallow the Leader: A Counting Book by Danna Smith
Commotion in the Ocean by Giles Andreae
Little White Fish by Guido van Genechten
Not Quite Narwhal by Jessie Sima
Misunderstood Shark: Starring Shark by Ame Dyckman!
Somewhere in the Ocean by Jennifer Ward & T.J. Marsh
An Island Grows by Lola M. Schaefer
A First Book of the Sea by Nicola Davies
Draw! Ocean Animals by D.C. DuBosque



Make it: Ocean in a Jar



What you need:

Water
cooking oil or baby oil
blue food coloring
large clear, plastic bottle with lid or jar including lid
Glitter (optional)

1. Fill your jar about 2/3 of the way full with water. Then we add a few drops of blue food coloring until you get it just the right shade of your liking.
2. Fill the jar the rest of the way with oil. Make sure you screw the lid on as tightly as possible. You do not want any leaks.
3. Shake up the jar or bottle! As you move the jar from side to side, it creates wave-like motions on the inside because the oil and water don't mix. For an added effect, add a pinch of glitter to the your ocean mixture.

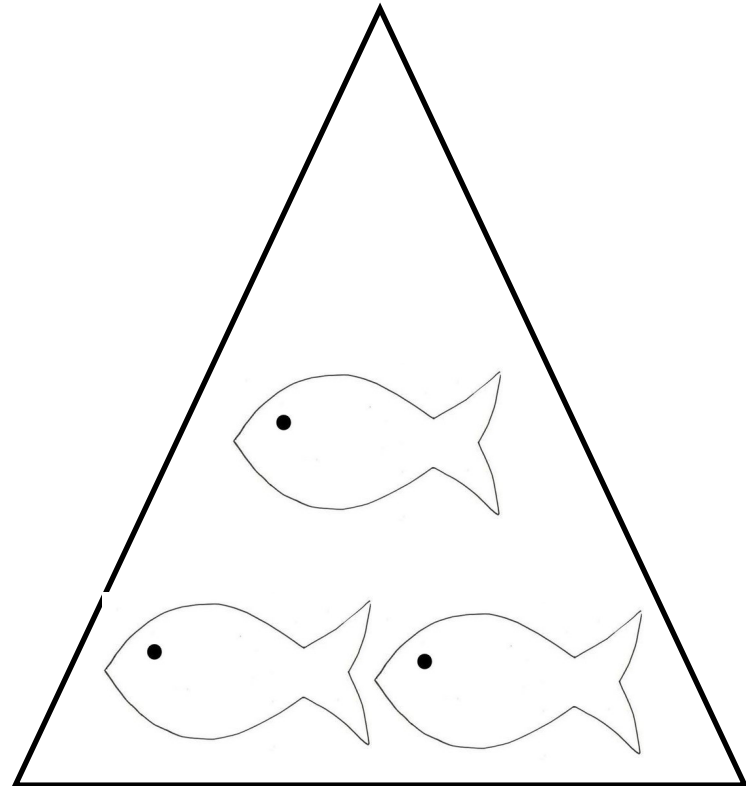
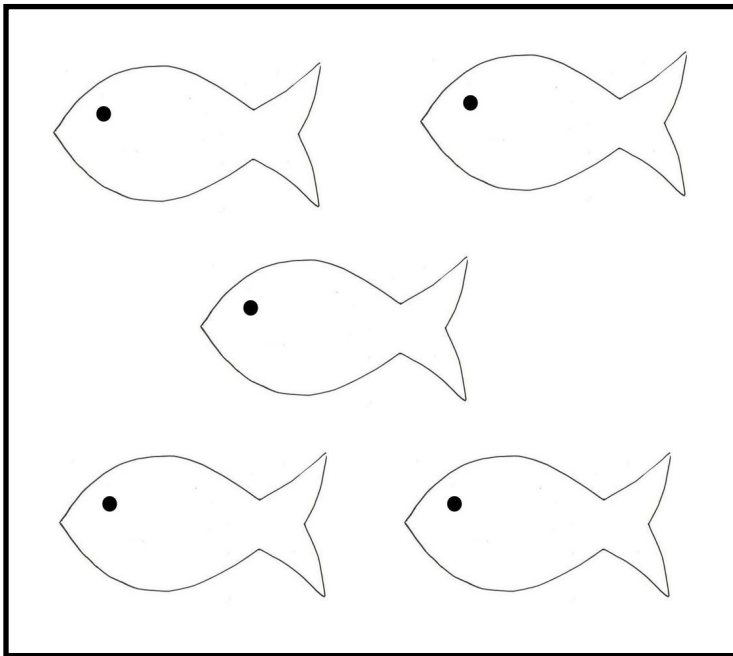
Count it: Count how many fish are in each school. Then follow the directions on which ones to color.

How many fish are in the square school?

How many fish are in the triangle school?

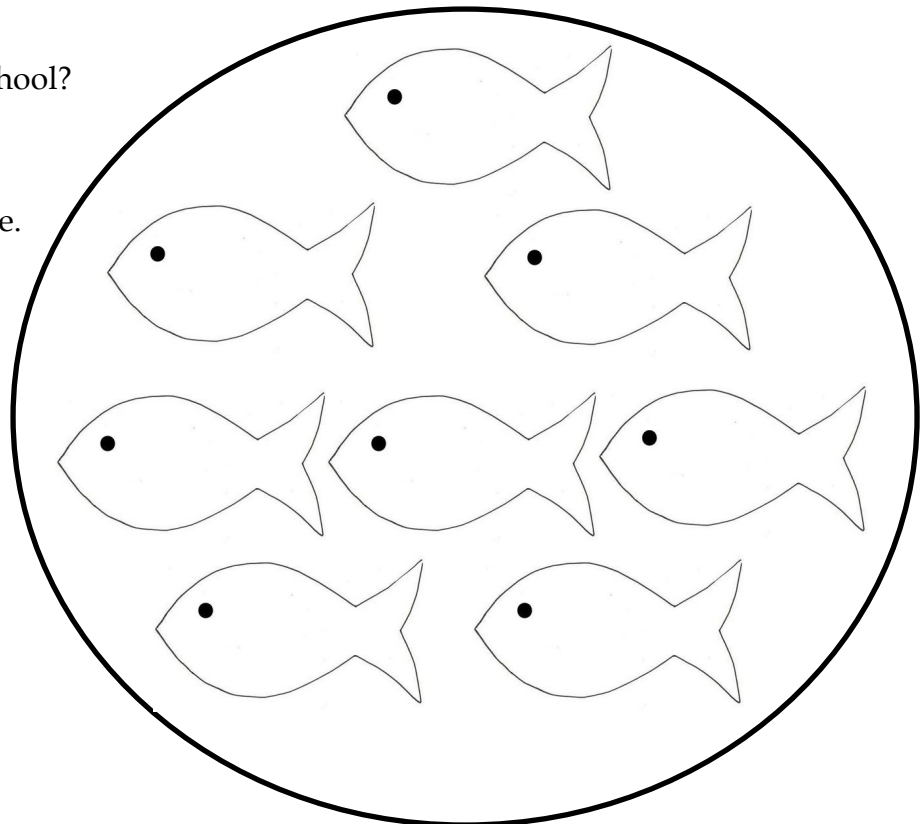
Color two red and the rest yellow.

Color one green and the rest purple.



How many fish are in the circle school?

Color four blue and the rest orange.



Draw it: These are some of the sea creatures Swimmy saw in the ocean.

Draw your favorite one.

Lobster

Sea Anemones

School of fish

Tuna

Eel

Big fish

Jellyfish

seaweeds